

Aqua Technics Pool Planner Checklist

How much paving/decking
do I want around the pool?

- Garden or lawn edge
- Waterfall, stone edge
- Paving/decking only at entry point
- Extensive paving/decking

Night-time Considerations

- Pool lighting
- Deck and garden lighting
- Low voltage systems
- Night-time view from the house

Style Options

- Naturalistic (pond, tropical lagoon)
- Classic (geometrical, symmetrical)
- Contemporary
- Pool colour _____

Dining

- Outdoor kitchen
- Dining table that seats ____
- Barbecue area
- Extra table(s) for serving trays, etc.

What other features would I like?

- Water feature
- Fountain
- Speakers in the garden
- Pergola/Gazebo
- Spa

How will I use the pool?

- Swimming laps
- Water sports
- Low-impact exercise
- General play & recreation
- Centre piece for outdoor entertaining

How much storage do I need?

- Pool games and toys
- Barbecue
- Pool equipment
- Pool chemical and maintenance supplies

What design and construction issues
do I face with pump/heater location?

- Visual issue
- Practical limitations
- Noise

Utilities

- Underground
- Electric
- Gas
- Water
- Sewer/septic
- Cable
- Overhead electrical wires

Legal Regulations

- Fencing requirements
- Local Government authority permits

Soil and Site Considerations

- Small space
- Steep slope
- Waterlogged soil
- Bedrock, rocky soil
- Access to site for large equipment
- Soil compaction
- Tree roots/trees to be protected
during construction

What visual impression do
I want from the pool?

- Major element in design
- Enhance view from house & garden
- Pool integrated with garden & house
- Isolated from garden, immediately around house



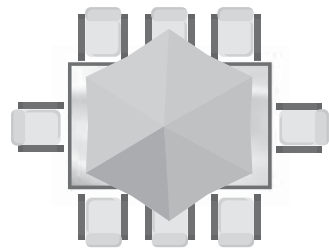
aquatechnics.com.au

Joondalup 9300 1966 O'Connor 9337 9966 Mandurah 9581 1166




5 steps to create your dream pool


1. Mark out the boundary of your house on the edge of the grid - making sure it's to scale and positioned on the correct side of the planner (north at the top, south at the bottom, east on the right and west on the left).
2. Use the cut-outs provided to mark the position of trees, shrubs, paving, patios and other features of your garden on the grid.
3. Choose the pool design from the selection provided that best meets the needs of you and your family. Cut out your chosen design and place it on the grid - remembering to leave a 1.5m space between the pool and the house. Please note that the cut-out sizes act as a guide only, and your plans should be discussed with a member of the Aqua Technics staff before you make your purchase.
4. Once you are completely satisfied with your plan, glue the cut-outs into place.
5. Bring your pool plan along to your nearest showroom and the Aqua Technics team will help you turn your vision into a reality.



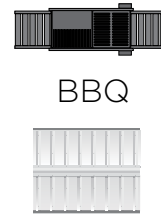
Outdoor setting



Sun lounges



Gazebo

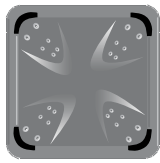


BBQ

Pump room



Shed




Spa



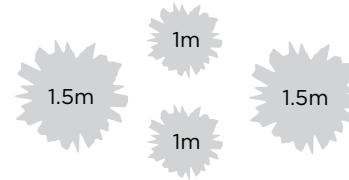
Water features



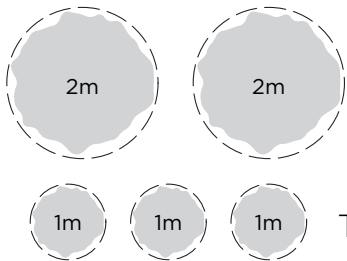
Fish pond



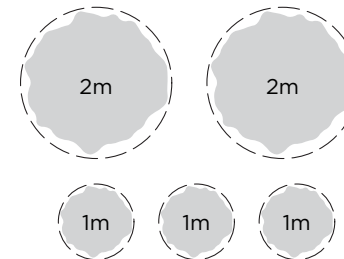
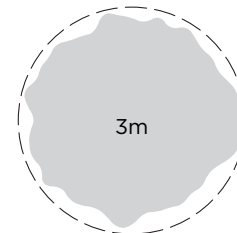
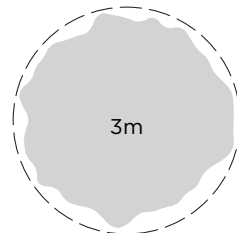
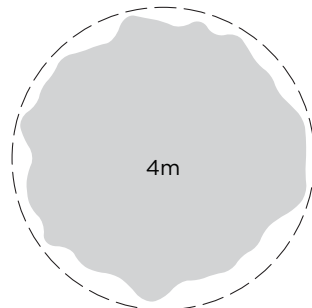
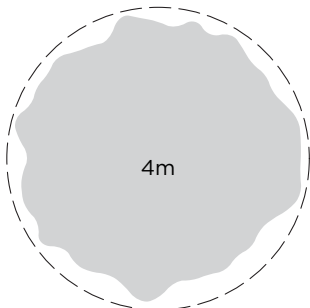
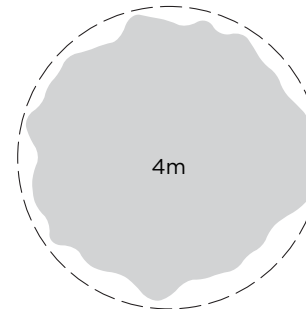
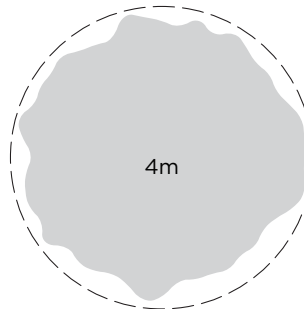
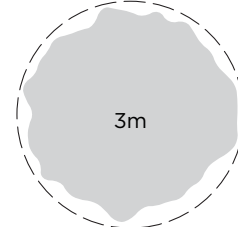
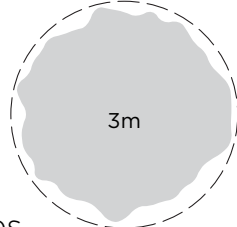
Pot plants



Large plants



Trees




Scale 1:100 (1cm = 1m)



aquatechnics.com.au

Joondalup 9300 1966 O'Connor 9337 9966 Mandurah 9581 1166



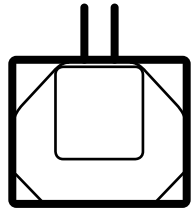


Scale 1:100 (1cm = 1m)

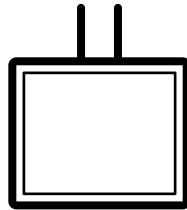


aquatechnics.com.au
Joondalup 9300 1966 O'Connor 9337 9966 Mandurah 9581 1166

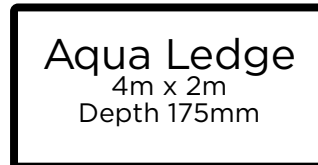




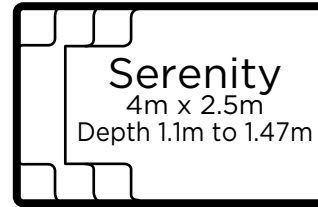
Centro
2.2m x 1.8m
Depth 1m



Rio
2.2m x 1.8m
Depth 0.35m



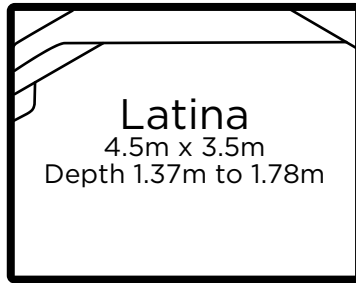
Aqua Ledge
4m x 2m
Depth 175mm



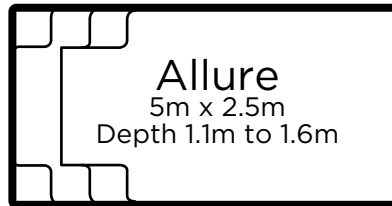
Serenity
4m x 2.5m
Depth 1.1m to 1.47m



Alto
4.5m x 2.75m
Depth 1.37m to 1.78m



Latina
4.5m x 3.5m
Depth 1.37m to 1.78m



Allure
5m x 2.5m
Depth 1.1m to 1.6m



Paradiso
5.5m x 2.15m
Depth 1.05m to 1.6m



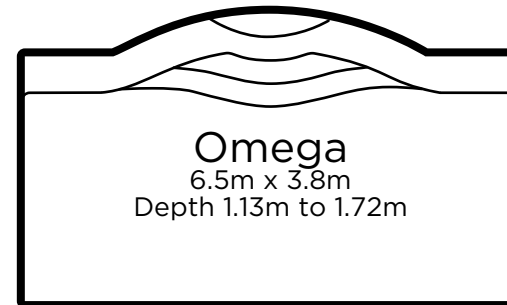
Athena
6m x 3m
Depth 1.2m to 1.63m



Avellino
6m x 4m
Depth 1.1m to 1.78m



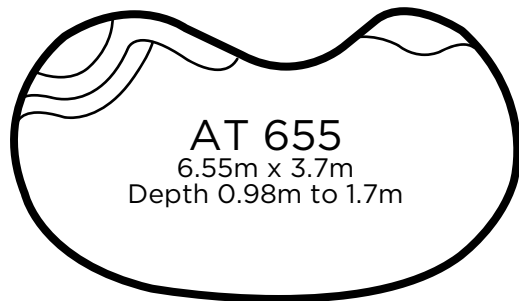
Istana
6.2m x 3.3m
Depth 1.2m to 1.65m



Omega
6.5m x 3.8m
Depth 1.13m to 1.72m



Sentosa
6.5m x 2.15m
Depth 1.05m to 1.75m



AT 655
6.55m x 3.7m
Depth 0.98m to 1.7m



Harmony
7m x 2.5m
Depth 1.1m to 1.85m



Palazzo
7m x 3.5m
Depth 1.1m to 1.78m

